

# Agenda

---

**Your Collective Impact on the OUD and NAS Structure, Process, and Outcome Measures** – Robert Ferguson, MPH,  
Chief Policy Officer, Jewish Healthcare Foundation

**Virtual Peer-To-Peer Learning Breakouts**

**Next Steps** – Pauline Taylor, Program Specialist, Jewish Healthcare Foundation



**PA PQC**

**Pennsylvania Perinatal Quality Collaborative**

---

**PA PQC QI Collaborative Meeting (4.28.21)**

Robert Ferguson, MPH

Chief Policy Officer

Jewish Healthcare Foundation

# Welcome to the Newest PA PQC Team!

---

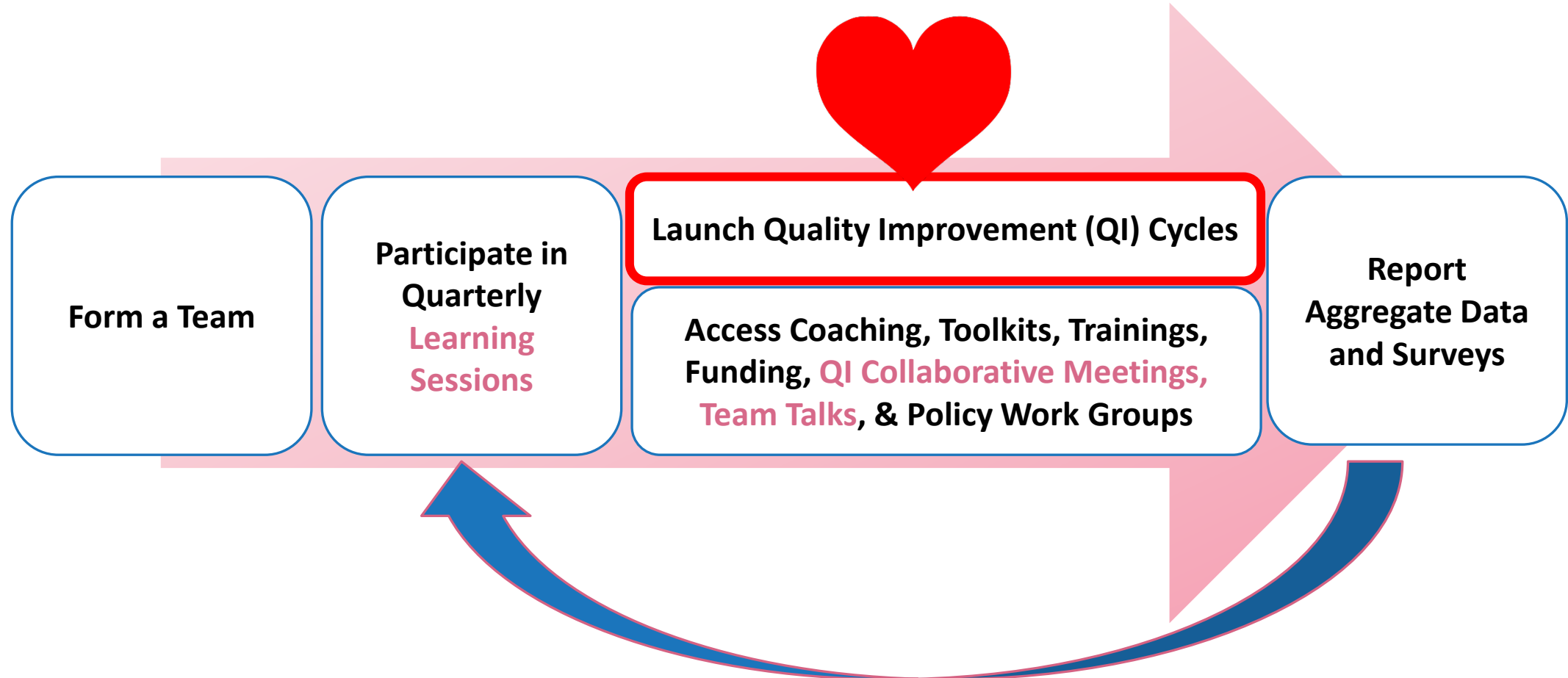
**61** birth sites and NICUs



**14** health plans

# This is what *we* do

---



# 2021 Initiatives

MMRC

PQC

*No Quality without Equity*

**PA PQC**

Pennsylvania Perinatal Quality Collaborative

*A Primary Focus:*

**Maternal OUD**

**NAS**

**Immediate Postpartum LARC**

*A Complementary Focus:*

**Moving on Maternal  
Depression (MOMD)**

*A Complementary Focus:*

**Severe Hypertension (AIM)**

# *You* are Leading 100+ QI Projects!

---

39 around **NAS**

23 around **maternal OUD**

12 around **immediate postpartum LARC**



# *You* Impacted OUD Structure Measures!

*Baseline compared to October-December 2020*

---

Standardized education materials for OUD/NAS

41% vs. 84% (↑43%)

Used a validated, self-report screening tool for substance use in pregnancy

36% vs. 70% (↑34%)

Provide opioid pharmacotherapy for pregnant women with OUD

52% vs. 77% (↑25%)

Developed referral relationships with OUD treatment programs

70% vs. 93% (↑23%)

Developed clinical pathways/order sets for pregnant women with OUD

34% vs. 66% (↑32%)



# *You* Impacted NAS Structure Measures!

## *Baseline compared to October-December 2020*

---

Percentage of nursing staff caring for newborns trained in validated assessments for NAS

63% vs. 80% (↑17%)

QI efforts in place to increase inter-rater reliability for NAS assessments

23% vs. 35% (↑12%)

Standardized non-pharmacologic protocols for NAS

71% (Oct.-Dec. 2019) vs. 93% (↑22%)

Used standardized pharmacologic protocols for NAS

76% (Oct.-Dec. 2019) vs. 88% (↑12%)

# Structure Measures: Collected Quarterly

---

PA PQC teams notified 15 days after the end of the quarter

Surveys due 30 days after the end of the quarter

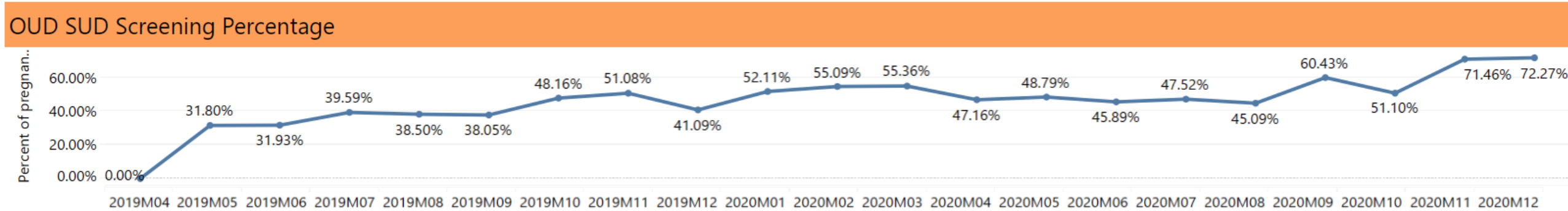
<https://www.whamglobal.org/data-collection#PA-PQC-Site-Surveys>

# PA PQC Data Portal: Data Submission

PA PQC OUD and NAS Metrics	Number of Sites Submitting Data		
	2019	2020	2021
Percent of pregnant women <b>screened for SUD</b> with validated screen	15	20	6
Percent of pregnant women <b>diagnosed with OUD</b> at any time of pregnancy	14	19	5
Percent of pregnant and postpartum women diagnosed with OUD who <b>initiate MAT</b>	9	14	4
Percent of women who <b>received a postpartum visit</b> on or between 1 and 84 days after delivery	7	10	2
Percent of newborns with NAS who are treated with a <b>non-pharmacologic bundle</b>	4	18	9
Percent of newborns with NAS receiving <b>pharmacologic therapy</b>	4	24	11
Percent of newborns with NAS <b>referred to follow-up services</b> at discharge	4	17	9
Median hospital <b>length of stay</b> for newborns with NAS	25	32	14
<b>Total # Sites that Submitted Data: 42</b>	<b>33</b>	<b>39</b>	<b>18</b>

*Note: Inclusion into the list above were based on sites submitting data **at least once** throughout the listed year.*

# You Impacted OUD Process Measures!



	2019Q2			2019Q3			2019Q4			2020Q1			2020Q2			2020Q3			2020Q4		
	Apr	May	Jun	Jul	Aug	Sep	Oct	Nov	Dec	Jan	Feb	Mar	Apr	May	Jun	Jul	Aug	Sep	Oct	Nov	Dec
Women screened for SUD with a validated screen at any time during the pregnancy	0	627	600	869	844	783	994	947	1,042	961	968	1,043	1,113	1,191	1,162	1,189	1,156	1,031	1,067	1,530	1,595
Women with a delivery in the month	989	1,972	1,879	2,195	2,192	2,058	2,064	1,854	2,536	1,844	1,757	1,884	2,360	2,441	2,532	2,502	2,564	1,706	2,088	2,141	2,207

# PA PQC Data Portal: Retired Metrics

PA PQC OUD and NAS Metrics	Number of Sites Submitting Data		
	2019	2020	2021
Percent of pregnant and postpartum women diagnosed with OUD who <b>initiate MAT with 90-day</b> continuity of pharmacotherapy for OUD	8	9	1
Percent of pregnant and postpartum women diagnosed with OUD who <b>initiate MAT with 180-day</b> continuity of pharmacotherapy for OUD	8	11	0
<i>Note: We are no longer collecting data from these metrics</i>			

# Updates to the Data Portal

User: ferguson      Last Login: 04/23/2021 11:56      Session Expiration (minutes): 18

[Webinar Training](#)  
[Data Dictionary for Immediate Postpartum LARC](#)  
[Data Dictionary for Moving on Maternal Depression \(MOMD\)](#)  
[Data Dictionary for AIM Hypertension](#)  
[Data Dictionary for NAS Measures](#)  
[Data Dictionary for OUD Measures](#)  
[Tableau Dashboard](#)

[Home](#)   [Data Status](#)   [Reports](#)   [Change Password](#)   [Admin](#)   [Logout](#)

Hospital:    Date:    Domain:

**PQC: Opioid Use Disorder - Monthly**

**Measure**

- a) Women screened for SUD with a validated screen at any time during the pregnancy (numerator)
- b) Women with an OUD diagnosis at any time during pregnancy (numerator)
- c) Women with a delivery in the month (denominator)
- d) Women who filled a prescription for or were administered or ordered a prescription for (buprenorphine or methadone) for OUD at any time during or after the pregnancy (numerator)
- e) Women with a delivery and OUD diagnosis in the month (denominator)
- j) Cumulative number of women who received a postpartum visit on or before 84 days after delivery (numerator)
- k) Cumulative number with a delivery at least 84 days ago who are diagnosed with OUD (denominator)


[Previous Domain](#)   [Submit/Save/Recheck](#)   [Next Domain](#)

\* Enter NA for not applicable, incomplete, or missing data

[Click for data portal technical issues/questions](#)      [Privacy Policy](#)  
[Click to E-Mail about PAPQC Data Definitions](#)      [Terms and Conditions](#)

# Your Coaches are Here to Guide and Support

---



**Karena Moran, PhD**  
Research and Quality  
Project Manager



**Jennifer Condel, SCT(ASCP)MT**  
Manager, Lean Healthcare  
Strategy and Implementation



**Pauline Taylor, CQIA**  
Program Specialist



**Elizabeth Balskus, MA**  
Quality Improvement Facilitator



**Carol Frazer, MEd, LPC**  
Practice Transformation Specialist

# OUD and NAS Breakouts


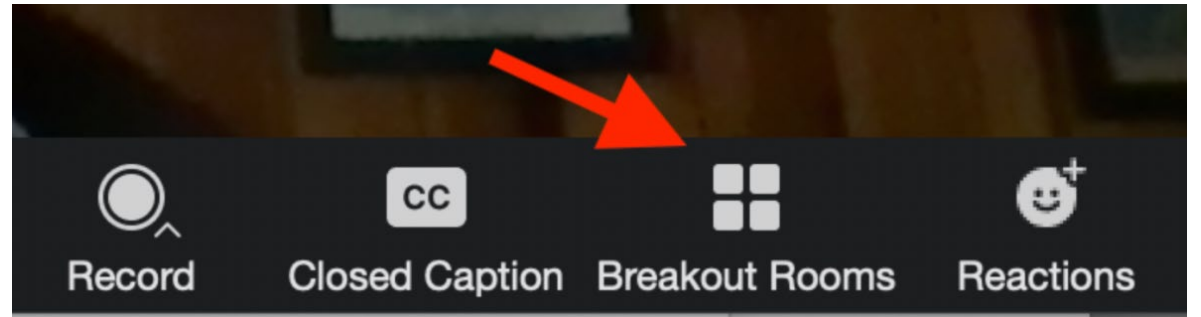
---



# Breakout Rooms Joining Process

Participants will have the ability to self-select into the Breakout Rooms for discussion.

1. Locate and select the Breakout Rooms tab towards the bottom of your screen.
2. Choose which of the following **two** rooms to enter (OUD or NAS) and click the blue “Join” option.
3. If you are having trouble, remain in the main room and wait to be assisted by Steven Guo
  1. **OUD** attendees will be addressed first
  2. **NAS** attendees will be addressed second



# Wrap-Up

---

Pauline Taylor, CQIA, Program Specialist  
Jewish Healthcare Foundation

# Reminder to Submit your Quarterly Surveys!

---

- OUD Survey: <https://www.surveymonkey.com/r/QHZRZDF>
- NAS Survey: <https://www.surveymonkey.com/r/QFTPLP5>

**Due April 30**

# Thank You!

---

**PA PQC**

[www.whamglobal.org/papqc](http://www.whamglobal.org/papqc)

[papqc@whamglobal.org](mailto:papqc@whamglobal.org)



**NEPaPQC**

[www.nepapqc.org](http://www.nepapqc.org)

[nepapqc@geisinger.edu](mailto:nepapqc@geisinger.edu)

